



Riverside County History Day

County Competition Information

Contact:

Tracey Case, Events Facilitator
Riverside County Office of Education

tcase@rcoe.us

(951) 826-6570

<http://www.rcoe.us/student-events/history-day/>

For additional information regarding History Day, please visit the

National History Day - California website, www.nhdca.org

National History Day website, www.nhd.org

Participants in the Riverside County History Day Competition will follow the rules outlined in the *NHD-CA Rule Book*

County specific information follows for the 2016 competition.

RIVERSIDE COUNTY HISTORY DAY PARTICIPATION GUIDELINES

Riverside County History Day is open to all students (public, private, non-secular, home-school, and charter) at grade levels 4-12 who are being educated within Riverside County boundaries. Home-schooled students may participate through the public school they would attend if they were not home schooled. We do not discriminate against or limit participation by physically challenged students. Staff and coordinators will make every effort to accommodate students with special needs. Please advise the county coordinator of special needs at least one month before the competition date.

To participate in Riverside County History Day, students must adhere to all specified deadlines and registration requirements for each level of competition. Such information can be obtained through your school or district coordinator. Riverside County competition dates can be found on our website, <http://www.rcoe.us/student-events/history-day/>.

Maximum number of entries allowed (*not required*) per district to enter Riverside County competition:

	Indiv Documentary	Group Documentary	Indiv Exhibit	Group Exhibit	Indiv Paper	Group Paper	Indiv Performance	Group Performance	Indiv Web Site	Group Web Site
Elementary Division	2-Dimensional Display Contest ONLY – Each district may send 3 individual and 3 group entries.									
Junior Division	3	3	3	3	3	n/a	3	3	3	3
Senior Division	3	3	3	3	3	n/a	3	3	3	3

- The Riverside County History Day Competition is held in a public location. Students are responsible for the security and safety of their own equipment and artifacts.
- The Riverside County History Day event sponsors will not be responsible for the loss of or damage to exhibits, equipment, or personal belongings during the program activities.
- It is the responsibility of all students participating in Riverside County History Day, NHD – California, and NHD competitions to be aware of registration requirements and applicable due dates.

RIVERSIDE COUNTY HISTORY DAY COMPETITION GENERAL INFORMATION

- All students must submit registration forms by the deadline date in order to participate in the competition.
- As per the guidelines for the state and national competition, only those members of a group registered for the Riverside County History Day competition will be eligible to advance to the NHD-CA State competition.
- Any entry that is obscene, excessive, superfluous, or gratuitous will be removed at the discretion of contest officials.
- Students will receive their entry number and judging time from their district coordinator approximately two weeks prior to the county competition date. Students must be present the day of the competition to participate in the interview process. Skype, Facetime, telephone, or other types of interviews that are not in person will not be allowed.
- Students with entries advancing to the state competition should plan to attend the County-to-State Meeting to receive important information regarding the NHD - California History Day competition. The meeting will be held immediately following the awards ceremony.
- Students advancing to the state competition must contact their district coordinator regarding travel and lodging arrangements. Students advancing to the State Finals and/or National competition may be required to pay their own travel and lodging arrangements and they should check with their district coordinator for more information.
- Score sheets will be returned to students through the district coordinator. Score sheets will be mailed within a week after the competition.

RIVERSIDE COUNTY HISTORY DAY COMPETITION CATEGORY SPECIFIC INFORMATION

Documentary: At the Riverside County competition, documentaries will be viewed on a DVD player and monitor/screen. Participants should bring two copies of their documentary on a DVD. In addition, on the day of the county competition, students should bring four (4) copies of the process paper/bibliography. Recommendations for documentary category DVD preparation:

1. Use *Write-Once* DVD media such as DVD+R's or DVD-R. Avoid +RW and -RW (re-writeable) DVDs. Not all DVD players support re-writable media.
2. If the writing software supports it, modify the *BookType** (*also known as bitsetting*) on DVD+R media and change it to DVD-ROM. Note: some writing software automatically changes the BookType to DVD-ROM. Consult your software or device manual for more information. *BookType/Bitsetting applies only to DVD+R media.
3. Write the DVD at a slower speed for stability. For example, if a DVD writer supports 16x media, write at 12x or 8x. At times, a DVD writer requires data faster than a workstation can provide. Burning at a maximum speed can sometimes generate errors.
4. Avoid all forms of labels as these can cause the DVD to rotate unevenly in the player. If a label is needed, use a Sharpie pen or a Light scribe burner.
5. Do not run multiple tasks in the background of the workstation when writing to a DVD.
6. Always test burned DVD's on at least two stand-alone DVD players (not your computer). View the documentary for video and audio stability. Be sure to verify duplicate copies as well.

Historical Paper: Historical Papers must be submitted in PDF format via email to tcase@rcoe.us by 11:59 p.m., Monday, February 22, 2016. The day of the county competition students should bring one (1) printed copy of their paper.

Performance: Filming is not allowed in performances. Exceptions include parents of the participating students(s) filming their own student(s) performance and Riverside County Office of Education staff. The day of the county competition students should bring four (4) copies of their process paper/bibliography.

Website: Computers will be provided for websites. The URL of the website is due when registration is submitted. Websites will be locked as of 11:59 p.m. February 22. The day of the county competition, students should bring one (1) printed copy of each page of their website. While technical difficulties are not expected, having a printed copy will be helpful if there is a problem with loading the website or power failure.

Exhibit: The day of the county competition students should bring five (5) copies of their process paper/bibliography. One copy should be left with the exhibit, and the remaining copies should be brought to the interview.

2-D Display: The day of the county competition students should bring one (1) copy of their process paper/bibliography and leave it with the display board.

Advancing to the NHD - California State Finals: Awards for first, second, and third place in each category will be presented at the Riverside County History Day Awards Ceremony. The top two entries per category in the junior division and top three entries per category in the senior division will advance to the NHD - California State History Day competition. The top three individual entries and top three group entries in the elementary division 2-D display contest will advance to the NHD - California State History Day competition.

Travel and lodging expenses for those students advancing to the NHD - California State History Day Finals and/or National History Day are the responsibility of each student. Students should check with their district coordinator regarding travel and lodging arrangements.



2016 RIVERSIDE COUNTY HISTORY DAY District Registration Form

Registration form and fees must be received by **Friday, February 12, 2016**

District: _____ Contact Person: _____

Student Registration Fees: \$50 per student (payable to Riverside County Office of Education)

Number of students: _____ x \$50 per student = _____

District Charges After Competition:

In order to have a successful Riverside County History Day program, there is a **requirement** for each district to provide judges. The judging requirement is based upon the number of **entries** participating from each district. The more entries, the more judges required.

Surcharge for all judges not confirmed or in attendance on day of History Day Competition will be charged to each district following the event.

<u>Number of Entries</u>	<u>Required Judges</u>	<u>Surcharge</u>
1-2 entries	1	\$ 100
3-4 entries	2	\$ 200
5-6 entries	3	\$ 300
7-8 entries	4	\$ 400
9-10 entries	5	\$ 500
11-12 entries	6	\$ 600
13-14 entries	7	\$ 700
15-16 entries	8	\$ 800
17-18 entries	9	\$ 900
19 + entries	10	\$1,000

Number of entries: _____

*Entries received after 5 p.m. on **Friday, February 12, 2016**, will **not** be eligible to participate.*

All registration materials and student registration fees are due by 5 p.m. on Friday, February 12, 2016.

Submit to:

Tracey Case, Events Facilitator
Riverside County Office of Education
P.O. Box 868
Riverside, CA 92502-0868
(951) 826-6570; FAX [951] 826-6951; tcase@rcoe.us

***DISTRICT REGISTRATION IS NOT COMPLETE UNTIL ENTRY
REGISTRATION FORMS AND STUDENT PARTICIPATION FORMS
ARE COMPLETED FOR EVERY STUDENT/ENTRY***



2016 Riverside County History Day ENTRY Registration Form

Complete this form for every student entry. **PLEASE TYPE OR PRINT LEGIBLY**

- ☐ 4th/5th Grade Individual 2-D Display
- ☐ 4th/5th Grade Group 2-D Display
-
- ☐ Junior (Grades 6-8) Division Individual Documentary
- ☐ Junior (Grades 6-8) Division Group Documentary
- ☐ Junior (Grades 6-8) Division Individual Exhibit
- ☐ Junior (Grades 6-8) Division Group Exhibit
- ☐ Junior (Grades 6-8) Division Individual Performance
- ☐ Junior (Grades 6-8) Division Group Performance
- ☐ Junior (Grades 6-8) Division Individual Website– URL of Web Site**: _____
- ☐ Junior (Grades 6-8) Division Group Website – URL of Web Site**: _____
- ☐ Junior (Grades 6-8) Division Individual Paper*
-
- ☐ Senior (Grades 9-12) Division Individual Documentary
- ☐ Senior (Grades 9-12) Division Group Documentary
- ☐ Senior (Grades 9-12) Division Individual Exhibit
- ☐ Senior (Grades 9-12) Division Group Exhibit
- ☐ Senior (Grades 9-12) Division Individual Performance
- ☐ Senior (Grades 9-12) Division Group Performance
- ☐ Senior (Grades 9-12) Division Individual Website– URL of Web Site**: _____
- ☐ Senior (Grades 9-12) Division Group Website – URL of Web Site**: _____
- ☐ Senior (Grades 9-12) Division Individual Paper*

*Paper must be submitted via e-mail (PDF format) to tcase@rcoe.us no later than **11:59 p.m. February 22, 2016**.

**Web Site will be locked from 11:59 p.m. February 22, 2016 until 8:00 a.m. Sunday, March 13, 2016.

Title of Entry: _____

Brief Description of Topic: _____

Student Information: (if group entry, list all student names)

Student Name: _____	Phonetic Spelling of Name: _____
Student Name: _____	Phonetic Spelling of Name: _____
Student Name: _____	Phonetic Spelling of Name: _____
Student Name: _____	Phonetic Spelling of Name: _____
Student Name: _____	Phonetic Spelling of Name: _____

District: _____ School: _____

Site/Teacher Coordinator Name: _____ Cell Phone: _____

Site/Teacher Coordinator E-mail: _____

District Coordinator Name: _____

Completed student entry form must be submitted by Friday, February 12, 2016, 5:00 p.m. to:

Riverside County Office of Education; Tracey Case, Events Facilitator
P.O. Box 868; Riverside, CA 92502-0868; (951) 826-6570; FAX (951) 826-6951; tcase@rcoe.us

2016 RIVERSIDE COUNTY HISTORY DAY

Student Participation and Conduct Agreement Form



Contest Rule Book


For NHD-CA



★ Contest Rule Book For NHD-CA

Welcome to National History Day-California!

By participating in this yearlong educational program, students don the three hats of the historian: the research hat, the analysis and interpretation hat, and the development and presentation hat. This Rule Book emphasizes the development and presentation aspect of your NHD-California (NHD-CA) efforts. The rules contained in this document directly align with those of the **National History Day** program, ensuring that California's state program expectations mirror and prepare students for participation at the national level.



You will select an entry category that allows you to make the best use of your research and project-development talents. Successful presentation of your thesis, analysis, and insights relies on compliance with the guidelines for the entry category you select. Be sure you know both the requirements for your specific entry category as well as the general requirements that apply to all entries. Read, become familiar with, and adhere to the rules (general and category) and suggestions within this Rule Book to prepare your NHD-CA entry.

Learn more about the annual theme, topics and topic selection, sources, and deadlines from your district or county History Day coordinator or through a variety of valuable online program resources:

- NHD-CA website: www.nhdca.org
- National History Day website: www.nhd.org

You also may contact National History Day-California (NHD-CA) in writing at:

Sacramento COE
NHD-CA
P.O. Box 269003
Sacramento, CA 95826

This rule book takes effect at the beginning of the 2015-16 academic year and supersedes all previous versions. (V 2015.1 Aug 2015)

Special thanks to Kyle Barr for creating the cover artwork.



★ Table of Contents

I. What is National History Day?	4
A. About NHD-California	4
B. Definitions	5
II. Program Overview	8
A. Theme	8
B. Topic	8
C. Rewards for Participation	8
D. Grade-Span Divisions	8
E. Entry Categories	9
F. Important Information for Participants	10
G. Program Materials	10
III. Rules for All Categories	11
A. General Rules for All Categories	11
B. Written Materials for All Entries	12
C. Contest Participation	14
IV. Individual Category Rules	15
A. Paper	15
B. Exhibit	18
C. Performance	22
D. Documentary	24
E. Website	27
F. 2-Dimensional Display	32
V. How Will Your Entry Be Judged	34
A. Benefits of the Evaluation Process	34
B. Who are the Judges?	34
C. How Does the Evaluation Process Work?	34
D. Consensus Judging	34
E. The Subjective Nature of Judging	34
F. The Decision of the Judges is Final	35
G. Evaluation Criteria	35
i. Historical Quality	35
ii. Relation to the Theme	35
iii. Clarity of Presentation	35
H. Rule Compliance	35
For Further Information	36



★ I. What is National History Day?

NHD, a non-profit education organization based in College Park, Maryland, offers year-long academic programs that engage over half a million middle- and high-school students around the world annually in conducting and presenting original research on historical topics. Since 1974, NHD has continuously improved history education by providing professional development opportunities and curriculum materials for educators. It provides the organizational structure for students like you to enter contests at the local and affiliate levels, with top students advancing to the national competition at the University of Maryland at College Park.

Through your participation in the contest, you will experience important benefits beyond learning about interesting issues, ideas, people, and events of your choosing. You will hone your expressive abilities as you demonstrate command of your topic and present your work in one of the competition's formats: paper, exhibit, performance, documentary, website or 2-Dimensional display. At the local and affiliate competitions, you have the opportunity to meet students from other schools, exchange ideas, and demonstrate the results of your work. Your success in researching and producing an NHD entry may even take you to the National Contest.

ABOUT NHD-CALIFORNIA

National History Day – California, one of the largest state History Day competitions, takes place in 24 counties and reaches some 35,000 students each year, culminating in an annual state wide contest with close to 1,200 participants. National History Day – California provides an enhanced History Day program, including the elementary student 2-Dimensional display category.

NHD-CA is open to all students in grades 4 through 12. All types of students participate in NHD; for example: public, private, parochial and home-school students; urban, suburban and rural students; English language learners, and students with special needs.

PLEASE READ THIS!

Before you begin work on your entry, you, your teacher, and your parents should read this Contest Rule Book carefully. It contains rules that you must follow to compete in all levels of the NHD competition. More information about topics, sources, and deadlines is available from your regional and affiliate NHD coordinators. Find your county coordinator by going to www.nhdca.org and selecting the "Coordinators" tab. Always contact your regional or affiliate coordinator to learn whether any procedures have been revised for your area.



DEFINITIONS

AFFILIATE: A NHD program organized by a coordinator and recognized as such by the national office; usually designated by a geographical name (e.g., California, Texas, Guam, etc.). The Sacramento County Office of Education coordinates the affiliate program for California. In California, students first participate in regional (county) competitions. Students who qualify advance to the affiliate contest (NHD-CA).

REGION (county competition): A NHD program, usually one of several within an affiliate. In California regions are organized by a county coordinator (e.g., Orange County, Placer County, etc.). County contests are often the first level of competition, however, many counties also have district and school level competitions. Check with your county coordinator.

CONTEST YEAR: Begins immediately following the National Contest awards ceremony and continues through the next year's National Contest awards ceremony. You may begin working on a project for competition in June after the conclusion of the previous contest year.

ENTRY: One project entered once within a contest year. You may only enter one regional and/or one affiliate contest with one project. Multiple entries (in any form), as well as reusing research from a previous year's project, will result in disqualification from the contest.

FAIR USE: The use of copyrighted material for your project falls under the Fair Use doctrine, which identifies educational use for non-commercial purposes as acceptable with certain limitations. You should not place your

project in a non-academic public setting, such as a commercial internet site, without obtaining permission from the copyright owner. Read more here: www.copyright.gov/fls/fl102.html.

PLAGIARISM: Presenting the work or ideas of others in ways that give the impression that they are your own (copying information word-for-word without using both quotations and citations, paraphrasing an author's ideas without proper attribution, or using visuals or music without giving proper credit). Plagiarism in any form will result in disqualification from the contest.

RULE INFRACTION: A violation of any of the rules stated in this Contest Rule Book. Judges will take any rule infractions into consideration in their final rankings. Failure to comply with the rules will count against your entry but will only result in disqualification as delineated below. Any rule infractions should be corrected before a winning entry competes in the next level of competition.

DISQUALIFICATION: Removal of an entry from competition. A project may be disqualified from the contest on three grounds:

1. Plagiarizing all or part of the NHD project. Please note that failing to give proper credit is plagiarism.
2. Reusing, individually or as a group, a project (or research from a project) from a previous year, or entering a project in multiple contests or entry categories within a contest year.
3. Tampering with any part of the project of another student.



HISTORICAL CONTEXT: The appropriate settings in which to understand your subject's time period. Settings might include relevant physical, economic, intellectual, and/or sociocultural characteristics of the place and time.

HISTORICAL PERSPECTIVE: Understanding a topic's development over time and its influence.

PRIMARY SOURCE: Something that was written, created, or produced in the time period you are investigating (letters, speeches, diaries, newspaper articles from the time, oral history interviews of people from the time, documents, photographs, artifacts, and anything else that provides firsthand accounts about a person or event). This definition also applies to primary sources found on the Internet.

A letter written by President Lincoln in 1862 is a primary source for a student researching the Civil War era. An article about the Vietnam War published in 2001 and not written by an eyewitness or participant about his or her experience is not a primary source. An interview with an expert (such as a professor of Vietnamese history) is not a primary source UNLESS that expert actually lived through and has firsthand knowl-

edge of the events being described. Primary materials such as quotes from historical figures or photographs of historical events, when found in secondary sources, can be used effectively in NHD projects; however, these are not considered primary sources. Figure 1 (page 7) provides a comparison of primary material found in a textbook (secondary source) and the original document.

NOTE: Check out the "Conducting Research" page in the Contest section on the NHD website at www.nhd.org for additional help on primary sources.

SECONDARY SOURCE: A source by an author who was not an eyewitness or a participant in the historical event or period. Secondary sources are interpretations of primary sources, research, and study. Secondary sources provide context for a historical event. For example, high school history textbooks and history books about a particular topic are secondary sources; so are biographies and reference sources such as encyclopedias. This definition also applies to descriptive articles or information found on the Internet.






FIGURE 1 | COMPARISON OF ORIGINAL PRIMARY MATERIAL WITH SECONDARY SOURCE EXCERPT

Abigail Adams wrote a letter to her husband, John, in 1776. Below is an excerpt of the letter included in a textbook and a copy of the original document accessed on the Internet. The excerpt is a secondary source because it only includes part of the letter and thus, does not provide full context. The original is a primary source. Citations are provided for both as well as for the actual document.



Secondary Source – Textbook:

Adams, Abigail. "Letter from Abigail Adams to John Adams, 31 March - 5 April 1776." *The American Pageant: A History of the American People*, by David M. Kennedy, Lizabeth Cohen, and Thomas Bailey, 153. Boston: Wadsworth, 2010.



Primary Source – Website (as shown here):

Adams, Abigail. "Letter from Abigail Adams to John Adams, 31 March - 5 April 1776." *Adams Family Papers: An Electronic Archive*, Massachusetts Historical Society. Accessed April 29, 2014.

<http://www.masshist.org/digitaladams/archive/doc?id=L17760331aa>.

Primary Source – The actual letter:

Adams, Abigail. "Letter from Abigail Adams to John Adams, 31 March - 5 April 1776." *Adams Family Papers*. Massachusetts Historical Society, Boston, MA.



★ II. Program Overview

THEME

Each year NHD selects a theme for the contest. Although you may select a topic on any aspect of local, regional, national, or world history, your project's research and conclusions must relate clearly to the annual theme. Be careful to limit the scope of your topic to focus on an issue that can be explained and interpreted within the category limits of size and time.

TOPIC

Effective NHD entries not only describe an event or a development, but they also analyze and place it in its historical context. To help you draw conclusions about your topic's significance in history, ask yourself the following questions:

- How was my topic significant in history in relation to the NHD theme?
- How did my topic develop over time?
- How did my topic influence history?
- How did the events and atmosphere (social, economic, political, and cultural aspects of my topic's time period influence my topic in history?
- Why is my topic important?

REWARDS FOR PARTICIPATION

The most important rewards are the skills and new knowledge that you will acquire as you move through the NHD program. At each level of competition, outstanding achievement also may be recognized through certificates, medals, trophies, scholarships, or monetary awards. A number of special prizes may be given at the regional, affiliate, or national level.

GRADE-SPAN DIVISIONS

The NHD-CA competition has three divisions based on school grade.

- Elementary Division — grades 4 and 5
- Junior Division — grades 6, 7, and 8
- Senior Division — grades 9, 10, 11, and 12

Student entries are judged within grade-span divisions. Entries developed by fourth and fifth grade



students will be judged alongside other entries submitted by students in these two grades. Because students may participate either as individuals or as members of a group, it is possible for a group to include any combination of students within a designated span of grades. Student entries are evaluated against others within a designated division, not by specific grade levels. For example, a Junior Division entry developed by a student in the sixth grade may be judged alongside an entry developed by a student in eighth grade.

ENTRY CATEGORIES

Students participate in one of 11 entry categories:

Junior (grades 6-8) and Senior (grades 9-12) Divisions Only	<ol style="list-style-type: none">1. Paper (individual only)2. Individual Documentary3. Group Documentary4. Individual Exhibit5. Group Exhibit6. Individual Performance7. Group Performance8. Individual Website9. Group Website
Elementary (grades 4 & 5) Division Only	<ol style="list-style-type: none">10. Individual 2-Dimensional Display11. Group 2-Dimensional Display

Each category in each grade-span division is judged separately. For example, individual exhibits will not be judged alongside group exhibits within the senior division.

Groups may include 2 – 5 students. Group members do not have to be in the same grade or class to compete together, but they must be in the same division.

While participation at the national level is limited to students in grades 6 – 12, California, along with a number of other states, provides an opportunity for students in grades four and five to participate in a unique category. The 2-Dimensional Display (2-D Display) is a novice version of the Exhibit. The rules have been adjusted to meet the developmental level of our youngest participants. Champion entries in the Elementary Individual and Group 2-D Display category will not advance to National History Day held at the University of Maryland, as these categories and this division do not exist at the national level.



IMPORTANT INFORMATION FOR PARTICIPANTS

The NHD-CA contest is held in public areas. Participants are solely responsible for the security and safety of their own equipment and artifacts. The NHD-CA committees, program officials, volunteers, and sponsors will not be responsible for the loss of or damage to exhibits, props, equipment, or personal belongings.

Each county's NHD contest and system for advancing representatives to the State Finals is a little different. Please contact your county coordinator for details. If your county does not appear to have a coordinator, please contact NHD-CA for information on how to participate.

PROGRAM MATERIALS

Each year program materials such as topic suggestions, sample entries, videos, and category tips are available on the NHD website at www.nhd.org. These materials are provided to help teachers and students participate in the NHD program and may be duplicated for classroom use. Additional materials may be purchased from the NHD online shop. For further information or to order materials, contact your regional or affiliate coordinator or the NHD office.

NHD also conducts webinars throughout the year. You are encouraged to take advantage of these resources.





★ III. Rules for All Categories

NHD-CA rules are aligned with those of the national program. Participation in NHD-CA requires adherence to each of the following rules (Excerpted from the NHD Contest Rule Book).

GENERAL RULES FOR ALL CATEGORIES

Rule 1 | Annual Theme

Your entry must relate clearly to the annual theme and explain your topic's significance in history.

Rule 2 | Contest Participation

You may participate in the research, preparation, and presentation of only one entry each contest year. You may share research with up to four other students who are fellow participants in your group entry. You may not create a common pool of research from which several entries are developed.

Rule 3 | Individual or Group Entries

A paper, individual exhibit, individual performance, individual website, individual documentary, or individual 2-D Display must be the work of only one student. A group exhibit, group performance, group website, group documentary, or group 2-D Display must be the work of 2 to 5 students. All students in a group entry must be involved in the research and interpretation of the group's topic. Once a group project enters a competition (regional or affiliate), additional students may not be added or replaced at that or subsequent competitions within a contest year. **Only those members of a group registered for the NHD-CA competition will be eligible to advance to the National competition.**

Rule 4 | Development Requirements

Entries submitted for competition must be original and have been researched and devel-

oped in the current contest year. Revising or reusing an entry from a previous year—whether it is yours or another student's—will result in disqualification. The contest year begins each June, following the National Contest and the announcement of the new theme.

Rule 5 | Construction of Entry

You are responsible for the research, design, and creation of your entry. You may receive help and advice from teachers and parents on the mechanical aspects of creating your entry, such as typing your paper and other written materials. You may seek guidance from your teachers as you research and analyze your material, but your conclusions must be your own. You may have reasonable help preparing your project.

Examples of reasonable help include:

- a teacher instructs you in how to use an editing software program
- a parent uses a cutting tool to cut the exhibit board or performance prop that you designed
- a teacher offers editing suggestions on your paper
- a parent assists in sewing costumes that you have designed
- a teacher shows you or your group how to build an NHD website
- you have photographs commercially developed



NOTE: Objects created by others specifically for use in your entry violate this rule. Examples include a parent editing a documentary or an artist drawing the backdrop for your exhibit or performance. You may receive reasonable help in carrying and placing props and exhibits at the competition.

Rule 6 | Tampering with Another NHD Entry

You may not tamper with, deface, or alter another student's or group's entry. Doing so will result in your project's disqualification.

Rule 7 | Contest Day Setup

You are responsible for setting up your own exhibit, 2-D display, equipment, or props at the contest. You may have reasonable help carrying them, but setup must be completed by you (and/or your group members).

Rule 8 | Supplying Equipment

You are responsible for supplying all props and equipment at each level of competition. All entries should be constructed with transportation, setup time, size, and weight in mind (e.g., foam board versus solid oak for an exhibit, folding table versus antique desk for a performance, etc.). For documentaries, NHD-CA will provide computers, screen, and speakers. Your documentary will be pre-loaded on the computer. For websites, NHD-CA will provide computers for the interview. Check with your county contest coordinator about available resources for your county competition. Be prepared.

Rule 9 | Discussion with Judges

You should be prepared to answer judges' questions about the content and development of your entry and to explain the design, research, and creation of your entry. Judges need to know that your entry is the result of your own work.

However, you may not give a formal, prepared introduction, narration, or conclusion. Let the

judges' questions guide the interview. Ultimately, your entry should be able to stand on its own without any additional comments from you.

Rule 10 | Costumes

You are not permitted to wear costumes that are related to the focus of your entry during judging, except in the performance category.

Rule 11 | Prohibited Materials

Items potentially dangerous in any way—such as weapons, firearms, animals, organisms, plants, etc.—are strictly prohibited. Such items will be confiscated by security personnel or contest officials. Replicas of such items that are obviously not real are permissible. Contact your teacher and contest coordinator to confirm guidelines before bringing the replica to a contest.

Rule 12 | Title

Your entry must have a title that is clearly visible on all written materials.

WRITTEN MATERIAL FOR ALL ENTRIES

Rule 13 | Written Material

Your entry must include the following written material in the order presented below:

1. A title page as described in Rule 14;
2. A process paper as described in Rule 15 (process papers are not required for paper entries);
3. An annotated bibliography as described in Rule 16.

These materials must be typed or neatly printed on plain white paper, and stapled together in the top left corner. **Do not enclose them in a cover or binder.** Check with your county coordinator on the number of copies to bring to your county competition. For the NHD-CA contest please check the *NHD-CA Contest Guide* for how many copies to



bring. The contest guide is posted on the Contests page of the NHD-CA website each January.

Rule 14 | Title Page

A title page is required as the first page of written material in every category. Your title page must include only the title of your entry, your name(s), the division and category in which you are entered, and applicable word counts. Please see Figure 2 for examples of required elements for the paper, exhibit, performance, and 2-D display categories. Details of requirements for a website's home page can be found in Rule E3.

NOTE: The title page must not include any other information (pictures, graphics, borders, school name, or grade) except items described in this rule.

Rule 15 | Process Paper

All categories, except paper, must include a process paper with the entry. It must describe in 500 or fewer words how you conducted your research and created your entry. The process paper must include four sections that explain:

1. how you chose your topic;
2. how you conducted your research;
3. how you selected your presentation category and created your project; and
4. how your project relates to the NHD theme.

You can view sample process papers at www.nhd.org/Contest-Affiliates/examples.

NOTE: The process paper for 2-D display has different formatting requirements. See rule F4.

Rule 16 | Annotated Bibliography

An annotated bibliography is required for all categories. List only those sources that contributed to the development of your entry, i.e., sources that provided usable information or new perspectives in preparing your entry. Sources of visual and audio materials and oral interviews must be included. Bundle photos or other materials from the same collection in a single citation. The annotations for each source must explain how you used the source and how it helped you understand your topic. Your annotated bibliography is not included in the word count.

For example:

Bates, Daisy. The Long Shadow of Little Rock
New York: David McKay Co. Inc., 1962.

Daisy Bates was the president of the Arkansas NAACP and the one who met and listened to the students each day. This first hand account was very important to my paper because it made me more aware of the feelings of the people involved.

FIGURE 2 | SAMPLE TITLE PAGES

<p>Title</p> <p>Name</p> <p>Junior Division</p> <p>Paper</p> <p>Paper Length: 2,234 words</p>	<p>Title</p> <p>Names</p> <p>Junior Division</p> <p>Group Exhibit</p> <p>Student-composed Words: 489</p> <p>Process Paper: 410 words</p>	<p>Title</p> <p>Name</p> <p>Senior Division</p> <p>Individual Performance</p> <p>Process Paper: 425 words</p>	<p>Title</p> <p>Name</p> <p>Elementary Division</p> <p>Individual 2-D Display</p> <p>Student-composed Words: 341</p> <p>Process paper: 375 words</p>
---	--	---	--



NOTE: Students in the 2-D display category are only required to annotate 5 sources. See rule F5

NOTE: Oral history transcripts, correspondence between you and experts, questionnaires, and other primary or secondary materials used as sources for your entry should be cited in your bibliography but not included as attachments to your bibliography.

Rule 17 | Separation of Primary and Secondary Sources

You are required to separate your bibliography into two sections: one for primary sources and one for secondary sources.

NOTE: Some sources may be considered as either primary or secondary. Use your annotations to explain your reasoning for classifying any sources that are not clearly primary or secondary. Listing a source under both primary and secondary is inappropriate.

Rule 18 | Style Guides

Style for citations and bibliographic references must follow the principles in a recent edition of one of the following style guides.

1. Kate L. Turabian, *A Manual for Writers of Research Papers, Theses and Dissertations: Chicago Style for Students and Researchers*
2. Joseph Gibaldi, *MLA Handbook for Writers of Research Papers*

Regardless of which manual you use, the style must be consistent throughout all written material.

Rule 19 | Plagiarism

You must acknowledge in your annotated bibliography all sources used in your entry. Failure to credit sources is plagiarism and will result in disqualification.

CONTEST PARTICIPATION

Rule 20 | Entry Procedure

For each contest level you must register online or by submitting paper entry forms (check with your contest coordinator for the required format), meet specific deadlines, and follow any procedures established by that contest's coordinator. You are responsible for knowing and meeting the deadlines.

Rule 21 | Entries to National Contest

Each affiliate is limited to two entries per contest category in the National Contest. Ties at affiliate contests must be resolved at the affiliate level. 2-D Display projects do not advance to the national contest.

Rule 22 | Attendance at NHD-California and the National Contest

Individual students and groups must be present for an entry to be judged at the NHD-CA or National Contest.

- No telephone, Skype, or other form of interview other than in person will be permitted.
- Only those members of a group registered for the NHD-CA competition (even if they don't attend) will be eligible to advance to the National competition.
- All members of a group entry must register for the National Contest.

Rule 24 | Release of Your Entry

Your registration in the NHD-CA State Finals indicates that you grant permission for contest officials to duplicate, publish, distribute, and /or display your work to support program growth and excellence in California.



IV. Individual Category Rules



A. Paper

A paper is the traditional form of presenting historical research. Various types of creative writing (e.g., fictional diaries, poems, etc.) are permitted, but must conform to all general and category rules. Your paper should be grammatically correct and well written.

Part III, Rules for all Categories (pages 11-14), except for Rule 15, applies to papers.

A1	Length Requirements	<ul style="list-style-type: none">■ Papers must be between 1,500 and 2,500 words.■ Each word or number in the text of the paper counts as one word. This includes student-composed text as well as quotes from primary or secondary sources.■ The 2,500-word limit does not apply to notes, the annotated bibliography, illustration captions, and appendix material. Appendix material must be referenced in the text of the paper. Extensive supplemental materials are inappropriate. Use of appendices should be very limited and may include photographs, maps, charts, and/or graphs only. <p><i>NOTE: Oral history transcripts, correspondence between you and experts, questionnaires, and other primary or secondary materials used as sources for your paper should be cited in your bibliography but not included as attachments/appendices to your paper.</i></p>
A2	Citations	<ul style="list-style-type: none">■ Citations—footnotes, endnotes, or internal documentation—are required.■ Citations are used to credit the sources of specific ideas as well as direct quotations.■ Refer to Part III, Rule 18, for citation styles. Please note that an extensively annotated footnote should not be used to get around the word limit.

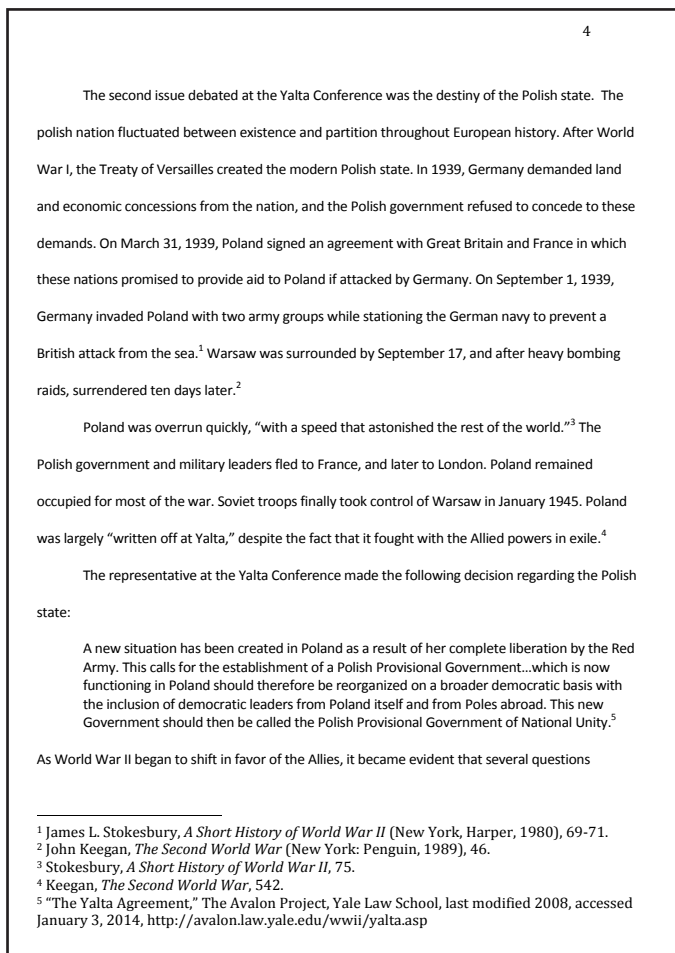


A3	Preparation Requirements	<ul style="list-style-type: none">■ Papers must be typed or computer printed on plain, white 8.5 x 11-inch paper with 1-inch margins on all sides.■ Pages must be numbered consecutively and double-spaced with writing on one side and in 12-point font.■ Papers must be stapled in the top left corner and should not be enclosed in a cover or binder. Refer to Part III, Rule 14, for title page requirements.■ See Figure 3 for an example of a properly formatted page.
A4	Entry Submission	<ul style="list-style-type: none">■ For NHD-CA you must upload a PDF of your final paper and annotated bibliography by the established contest deadline.■ Consult the <i>NHD-CA Contest Guide</i> located under the “Contests” tab at www.nhdca.org for more information about entry submissions for this category. Check with your county coordinator for entry procedures for your local competition.■ Keep in mind that paper submission deadlines are typically 2-3 weeks prior to county and state contest dates.





FIGURE 3 | SAMPLE PAPER PAGE



PAPER CHECKLIST

- ☐ 1,500 – 2,500 words, excluding notes, annotated bibliography, and title page
- ☐ Title page includes only: title of entry, name, division, category, and number of student-composed words
- ☐ PDF uploaded by contest deadline
- ☐ Annotated bibliography, separated into primary and secondary sources
- ☐ Clearly links topic to theme and demonstrates exploration of the entire theme
- ☐ Demonstrates significance of topic in history
- ☐ Citations provided within the body of the paper
- ☐ Demonstrates wide and balanced research and use of primary sources
- ☐ Historically accurate
- ☐ Shows interpretation and analysis
- ☐ Places topic in historical context
- ☐ Presentation of topic is creative, original, and well organized
- ☐ Follows copyright laws



B. Exhibit

An exhibit is a visual representation of your research and interpretation of your topic's significance in history. The analysis and interpretation of your topic must be clear and evident to the viewer. Labels and captions should be used creatively with visual images and objects to enhance the message of your exhibit.

Part III, Rules for all Categories (pages 11-14), applies to exhibits.

B1	Size Requirements	<ul style="list-style-type: none">■ The overall size of your exhibit when displayed for judging must be no larger than 40 inches wide, 30 inches deep, and 6 feet high.■ Measurement of the exhibit does not include the table on which it rests; however, it does include any stand that you create and any table drapes.■ Circular or rotating exhibits or those meant to be viewed from all sides must be no more than 30 inches in diameter. See Figure 4 for illustration.
B2	Word Limit	<ul style="list-style-type: none">■ A 500-word limit applies to all student-composed text that appears on, or as part of, an exhibit entry.■ This includes the text that you write for titles, subtitles, captions, graphs, timelines, media devices, or supplemental materials (e.g., photo albums, scrapbooks, etc.) where you use your own words.■ Brief factual credits of the sources of illustrations or quotations included on the exhibit do not count toward the 500-word limit. A date (January 1, 1903) counts as one word. See Figure 5 for additional explanation. <p><i>NOTE: Be careful that your message is clear on the exhibit itself. Extensive supplemental material is inappropriate. Oral history transcripts, correspondence between you and experts, questionnaires, and other primary or secondary material used as sources for your exhibit should be cited in your bibliography, but not included as attachments to your bibliography or exhibit.</i></p>



B3	Media Devices	<ul style="list-style-type: none"> Media devices (e.g., DVD players, tablets, mp3 players, video monitors, computers, etc.) used in an exhibit must not run for more than a total of three minutes. Quotes from a multi-media source (e.g., clip from a documentary, primary source music, etc.) are considered quotes. Any student-composed questions, narration, or graphics incorporated within a media presentation are subject to the 500-word limit (Rule B2). Viewers and judges must be able to control media devices. Any media devices must fit within the size limits of the exhibit. Any media devices used should be integral to the exhibit—not a method to bypass the prohibition against live student involvement.
B4	Crediting Sources	<ul style="list-style-type: none"> All quotes from written sources must be credited on the exhibit and fully cited in the annotated bibliography. All visual sources (e.g., photographs, paintings, charts, and graphs, etc.) must be credited on the exhibit and fully cited in the annotated bibliography. Brief, factual credits do not count toward the word total. See Figure 6 for an example of the difference between a credit and a caption.
B5	Required Written Materials	<ul style="list-style-type: none"> Consult the <i>NHD-CA Contest Guide</i> located under the “Contests” tab at www.nhdca.org for more information about required written materials for this category. Check with your county coordinator for entry procedures for your local competition. Refer to Part III, Rules 16-18, for citation and style information.

FIGURE 4 | EXHIBIT SIZE LIMIT ILLUSTRATION

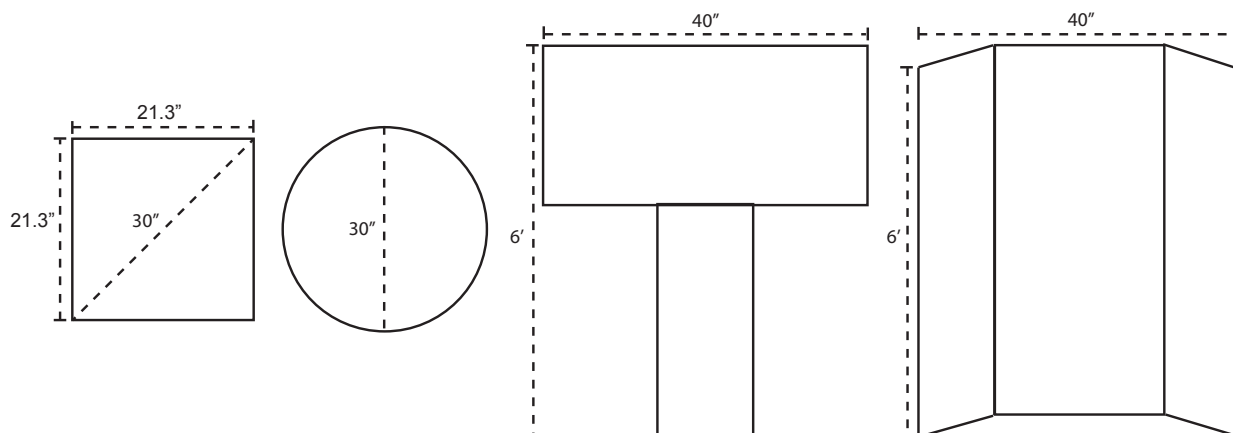




FIGURE 5 | COUNTING WORDS

Example from an exhibit board	Number of student-composed words	Explanation
John Quincy Adams served as the Secretary of State....	9	These are all student-composed words.
On August 18, 1920, the Nineteenth Amendment was ratified....	7	The date counts as one word.
When Thomas Jefferson wrote that "All men are created equal" in the Declaration of Independence...	10	Direct quotations from primary and secondary sources do not count as student-composed words.
"Four score and seven years ago, our fathers brought forth..." Abraham Lincoln, Gettysburg Address, November 19, 1863	0	Direct quotations from primary and secondary sources and brief, factual credits do not count as student-composed words.

EXHIBIT CHECKLIST

- ☐ No larger than 40 inches wide, 30 inches deep, and 72 inches high when displayed
- ☐ Clear and visible title
- ☐ Check with county coordinator or the *NHD-CA Contest Guide* on number of written materials to bring:
 - ☐ Title page with ONLY: entry title, name(s), division (Junior or Senior), category (Exhibit), student-composed number of words, and process paper number of words.
 - ☐ Process paper no longer than 500 words.
 - ☐ Annotated bibliography separated into primary and secondary source sections
- ☐ Shows wide research and use of primary sources
- ☐ Provides evidence of balanced research (multiple perspectives)
- ☐ Clearly links topic to theme and demonstrates exploration of the entire theme
- ☐ No more than 500 student-composed words (includes labels, captions, and titles - see Figure 5 above)
- ☐ Sources of quotations and illustrations, etc. are credited with brief citations on the exhibit
- ☐ Historically accurate, places topic in historical context, & shows interpretation and analysis
- ☐ Demonstrates significance of topic in history
- ☐ Presentation of topic is creative, original, and well organized
- ☐ Has visual impact and shows interpretation
- ☐ You must set up your exhibit; adults may assist you in carrying heavy or oversized items
- ☐ Follows copyright laws




FIGURE 6 | CREDITING VISUAL SOURCES



Alice Paul, 1918, Library of Congress

Alice Paul was responsible for the campaign for women's suffrage and the introduction of the Equal Rights Amendment.



A brief, **FACTUAL CREDIT** is **REQUIRED** and does **NOT** count toward the 500-word limit.

A caption written in your own words **DOES** count toward the 500-word limit.





C. Performance

A performance is a dramatic portrayal of your topic's significance in history and must be an original production. It should be scripted based on research of your chosen topic and should have dramatic appeal, but not at the expense of historical information.

Part III, Rules for all Categories (pages 11-14), applies to performances.

C1	Time Requirements	<ul style="list-style-type: none">■ Performances may not exceed ten minutes in length. Timing starts at the beginning of the performance following the announcement of the title and student name(s).■ You will be allowed five minutes to set up and five minutes to remove any props needed for your performance. <p><i>NOTE: You should allow several empty seconds in your performance to account for unplanned pauses (e.g., applause, forgotten lines, etc.).</i></p>
C2	Performance Introduction	<ul style="list-style-type: none">■ The title of your entry and the names of the participants must be the first and only announcements prior to the start of the performance.
C3	Media Devices	<ul style="list-style-type: none">■ Use of slides, mp3 players, computers, or other media within your performance is permitted. You must provide and run all equipment and carry out any special lighting or sound effects.■ Only those student(s) listed as entrants may participate in the production.
C4	Script	<ul style="list-style-type: none">■ The script for the performance should not be included with the written material presented to the judges.
C5	Costumes	<ul style="list-style-type: none">■ You may have assistance in producing your costume, but the design, choice of fabrics, etc., must be your own. Or, you may rent a costume. Remember: simple is best.
C6	Required Written Materials	<ul style="list-style-type: none">■ Consult the <i>NHD-CA Contest Guide</i> located under the "Contests" tab at www.nhdca.org for more information about required written materials for this category. Check with your county coordinator for entry procedures for your local competition. Refer to Part III, Rules 16-18, for citation and style information.



PERFORMANCE CHECKLIST

- ☐ Performance does not exceed 10 minutes in length
- ☐ Set up and removal of props do not exceed 5 minutes for each
- ☐ Check with county coordinator or the *NHD-CA Contest Guide* on the number of written materials to bring:
 - ☐ Title page with ONLY: entry title, name(s), division (Junior or Senior), category (Performance), and process paper number of words.
 - ☐ Process paper no longer than 500 words
 - ☐ Annotated bibliography separated into primary and secondary source sections
 - ☐ Stapled at top left corner
- ☐ Any props, equipment, and costumes are student supplied
- ☐ Students registered for the given performance are the only individuals who may set up props, run equipment, or otherwise participate in the performance.
- ☐ Shows wide research and use of primary sources
- ☐ Provides evidence of balanced research (multiple perspectives)
- ☐ Historically accurate
- ☐ Shows interpretation and analysis
- ☐ Places topic in historical context
- ☐ Clearly links topic to theme and demonstrates exploration of the entire theme
- ☐ Demonstrates significance of topic in history
- ☐ Presentation of topic is creative, original, and well organized
- ☐ Follows copyright laws





D. Documentary

A documentary should reflect your ability to use audiovisual equipment to communicate your topic's significance. The documentary category will help you develop skills in using photographs, film, video, audio, computers, and graphic presentations. Your presentation should include primary source materials and also must be an original production. To produce a documentary, you must have access to equipment and be able to operate it.

Part III, Rules for all Categories (pages 11-14), applies to documentaries.

D1	Time Requirements	<ul style="list-style-type: none">■ Documentaries may not exceed ten minutes in length.■ You will be allowed five minutes to set up and five minutes to remove equipment (check with your contest coordinator).■ Timing begins when the first visual image appears and/or the first sound is heard. Audio and visual leads will be counted in the time limit.■ Timing ends when the last visual image or sound of the presentation concludes (including credits). <p><i>NOTE: Use your setup time to prepare your documentary for presentation, adjust volume, etc.</i></p>
D2	Introduction	<ul style="list-style-type: none">■ You must announce only the title of your presentation and names of participants.■ Comments prior to or during the presentation, including live narration, are prohibited.
D3	Student Involvement and Operation	<ul style="list-style-type: none">■ You must be able to run the program within the ten-minute time limit.■ For the NHD-CA state contest your documentary will be pre-loaded onto a computer supplied by NHD-CA.■ For your county competition, check with your county coordinator on what equipment, if any, will be supplied.■ Interactive computer programs and web pages in which the audience or judges are asked to participate are not acceptable; judges are not permitted to operate any equipment.



D4	Student Production	<ul style="list-style-type: none">■ All entries must be student-produced.■ You must operate all equipment, including all editing equipment used in the production of your presentation.■ You must provide the narration, voice-over, and dramatization. Only those student(s) listed as entrants may participate in the production.■ Only you/your group and the subjects of your interviews (participants in a historical event or experts) may appear on camera.■ Your entry must be an original production.■ Using material created by others specifically for use in your entry is prohibited.
D5	Entry Production	<ul style="list-style-type: none">■ You may use professional photographs, film, recorded music, etc., within your presentation. However, you must give proper credit in the credits at the end of your presentation and in your annotated bibliography.
D6	Credits	<ul style="list-style-type: none">■ At the conclusion of the documentary, you must provide a list of acknowledgments and credits for ALL visual and audio sources. These credits should be brief—not full bibliographic citations and not annotated.■ You are not required to credit individual images or video clips while the documentary is playing; that is the purpose of the credits at the end.■ All sources (e.g., music, images, film/media clips, interviews, books, websites, etc.) used in the making of the documentary must be properly cited in the annotated bibliography.■ The list of credits counts toward the ten-minute time limit and should be readable by viewers. See Figure 7 for an example.
D7	Entry Submission & Written Materials	<ul style="list-style-type: none">■ Consult the <i>NHD-CA Contest Guide</i> located under the “Contests” tab at www.nhdca.org for more information about entry submission for this category. Check with your county coordinator for entry procedures for your local competition.■ Refer to Part III, Rules 16-18, for citation and style information for written materials.■ Keep in mind that documentary submission deadlines are typically 2-3 weeks prior to the competition date. <p><i>Note: Documentaries that exceed 500MB may experience increased upload time and you may need to pay up to \$15 to submit your entry.</i></p>



FIGURE 7 | EXAMPLE OF A CREDIT LIST FROM A DOCUMENTARY

Multimedia

A Distant Shore: African Americans of D-Day

Saving Private Ryan

Images provided by The Library of Congress & The World War II Museum

Sound bites provided by The World War II Museum

Video clips provided by The Library of Congress & HISTORY®

Interviews

Don Jackson

Martha Erickson

Charlotte Weiss

Jimmie Kanaya

DOCUMENTARY CHECKLIST

- ☐ Presentation does not exceed 10 minutes
- ☐ Documentary should not be larger than 500 MB
- ☐ Participant involvement during the presentation entails starting the documentary on the provided laptop computer, providing judges with written materials and announcing name(s) and title.
- ☐ Check with county coordinator or the *NHD-CA Contest Guide* on the number of written materials to bring:
 - ☐ Title page with ONLY: entry title, name(s), division (Junior or Senior), category (Documentary), and process paper number of words
 - ☐ Process paper no longer than 500 words
 - ☐ Annotated bibliography separated into primary and secondary source sections
 - ☐ Stapled at top left corner
- ☐ Shows wide research and use of primary sources
- ☐ Provides evidence of balanced research (multiple perspectives)
- ☐ Historically accurate
- ☐ Shows interpretation and analysis
- ☐ Places topic in historical context
- ☐ Clearly links topic to theme and demonstrates exploration of the entire theme
- ☐ Demonstrates significance of topic in history
- ☐ Presentation of topic is creative, original, and well organized
- ☐ Follows copyright laws
- ☐ Has backup of documentary on flash drive or DVD.
- ☐ Documentary, process paper, and annotated bibliography uploaded by established contest deadline.



E. Website

The website category is the most interactive of all NHD categories. A website should reflect your ability to use website design software and computer technology to communicate your topic's significance in history. Your historical website should be a collection of web pages, interconnected by hyper links, that presents both primary and secondary sources and your historical analysis. To engage and inform viewers, your website should incorporate interactive multimedia, text, non-textual descriptions (e.g., photographs, maps, music, etc.), and interpretations of sources. To construct a website, you must have access to the Internet and be able to operate appropriate software and equipment.

Part III, Rules for all Categories (pages 11-14), applies to websites.

E1	Entry Production	<ul style="list-style-type: none">■ All entries, beginning at the school level, must be original productions constructed using the NHD website builder: www.nhd.weebly.com■ You may use professional photographs, graphics, video, recorded-music, etc., within the site. Such items must be integrated into the website, and credit must be given within the site and cited in the annotated bibliography.■ You must operate all software and equipment in the development of the website. <p><i>NOTE: Using objects or content created by others for specific use in your entry violates this rule. For example, adding viewer comments or using a graphic that others produced at your request is not permitted; however, using graphics, multimedia clips, etc., that already exist is acceptable.</i></p>
E2	Size Requirements	<ul style="list-style-type: none">■ Website entries may contain no more than 1,200 visible, student-composed words.■ Code used to build the site and alternate text tags on images do not count toward the word limit.■ Also excluded are words found in materials used for identifying illustrations or used to briefly credit the sources of illustrations and quotations; recurring menus, titles, and navigation instructions; required word count notifications; words within primary documents and artifacts; and the annotated bibliography and process paper, which must be integrated into the site. The process paper is limited to 500 words.■ The entire site, including all multimedia, may use no more than 100MB of file space.



E3	Navigation	<ul style="list-style-type: none"> ■ One page of the website must serve as the home page. The home page must include the names of participants, entry title, division, number of student-composed words in the website, number of words in the process paper, and the main menu that directs viewers to the various sections of the site. See Figure 8 for an example. ■ All pages must be interconnected with hypertext links. ■ Automatic redirects are not permitted.
E4	Documents and Multimedia	<ul style="list-style-type: none"> ■ The website may contain documents (e.g., newspaper articles, excerpts from written text, etc.), but the documents must be contained within the website. ■ The website may contain multimedia clips (audio, video, or both) that total no more than four minutes (e.g., use one four-minute clip, four one-minute clips, two two-minute clips, etc.). Included in the four minute total is any music or songs that play after a page loads. ■ You may record quotes and primary source materials for dramatic effect, but you may not narrate your own compositions or other explanatory material. ■ If you use any form of multimedia that requires a specific software to view (e.g., Flash, QuickTime, Real Player, etc.), you must provide on the same page a link to an Internet site where the software is available as a free, secure, and legal download. ■ You may not use embedded material or link to external websites, other than described in the preceding bullet. ■ Judges will make every effort to view all multimedia content, but files that cannot be viewed cannot be evaluated as part of the entry.





E5	Crediting Sources	<ul style="list-style-type: none">■ All quotes from written sources must be credited within the website.■ All visual sources (photographs, videos, paintings, charts, and graphs) must be credited within the website. See Figure 9 for an example.■ Brief, factual credits do not count toward the student-composed word total. See Figure 6 for an example.■ All sources must also be properly cited in the annotated bibliography.
E6	Required Written Materials	<ul style="list-style-type: none">■ The annotated bibliography and process paper must be included as an integrated part of the website. They should be included in the navigational structure. They do not count toward the 1,200-word limit. Refer to Part III, Rules 16-18, for citation and style information.
E7	Stable Content	<ul style="list-style-type: none">■ The content and appearance of a page cannot change when the page is refreshed in the browser. Random text or image generators are not allowed.
E8	Viewing Files	<ul style="list-style-type: none">■ The pages that comprise the site must be viewable in a recent version of a standard web browser (e.g., Microsoft Internet Explorer, Mozilla Firefox, Apple Safari, Google Chrome).■ You are responsible for ensuring that your entry is viewable in multiple web browsers.■ Entries may not link to live or external sites, except to direct viewers to software plug-ins, per Rule E4.
E9	Submitting Entries for Judging & Written Materials	<ul style="list-style-type: none">■ You must submit the URL for the site in advance by the established <u>registration deadline</u>.■ Keep in mind that website are typically locked 2-3 weeks prior to county and state competition dates.■ Consult the <i>NHD-CA Contest Guide</i> located under the “Contests” tab at www.nhdca.org for more information about dates, entry submission, and written materials for this category. Check with your county coordinator for entry procedures for your local competition.



FIGURE 8 | SAMPLE WEBSITE HOME PAGE




WEBSITE CHECKLIST

- ☐ Constructed using the NHD website builder Weebly.com: www.nhd.weebly.com
- ☐ Site contains no more than 1,200 student generated words
- ☐ Adheres to the 100MB size limit
- ☐ Adheres to the four-minute limit of multimedia clips (see E4)
- ☐ Does not include live or external links (except for software downloads needed to view site)
- ☐ Home page includes names, entry title, division (Junior or Senior), category (Website), number of Student-composed workds, number of words in process paper, and navigation menu
- ☐ Site URL is submitted by the established deadline
- ☐ Includes process paper - 500 words or less
- ☐ Includes annotated bibliography, separated into primary and secondary sources
- ☐ Annotated bibliography and process paper are integrated into the web site
- ☐ Presentation of topic is creative, original, and well organized
- ☐ Clearly links topic to theme
- ☐ Demonstrates significance of topic in history and is Historically accurate
- ☐ Shows interpretation and analysis
- ☐ Places topic in historical context
- ☐ Shows wide research and use of primary sources
- ☐ Provides evidence of balanced research (multiple perspectives)
- ☐ Follows copyright laws



FIGURE 9 | SAMPLE WEBSITE WITH A QUOTE & PHOTOGRAPH PROPERLY CREDITED



Photo, Air Force Association
Archive (click to enlarge)

A. All visual sources must be credited within the website.

B. All written sources must be credited within the website.

"The museum's plan treats Japan and the United States as if their participation in the war were morally equivalent. If anything, incredibly, it gives the benefit of opinion to Japan, which was the aggressor. What visitors would get from such an exhibition was not history or fact, but a partisan interpretation."


John Correll, "War Stories at the Archives," April 1994

"All revisionist speculation should be eliminated."

Air Force Association quoted in *History Wars*

C. All sources must also be properly cited in the annotated bibliography.

ANNOTATED BIBLIOGRAPHY

 **annotated_bibliography.pdf**
Download File

Olson 4

Primary Sources
Articles

Adams, Robert. "Smithsonian Horizons." *Smithsonian Magazine* Jan. 1988: 12. Web. 15 Mar. 2014.

In this article, Secretary Adams discusses the Enola Gay as an artifact and the challenges presented when trying to display the plane. He also mentions the idea of creating an exhibit that uses the plane to show what the end of WWII meant and the start of the atomic age.

Cheney, Lynne. "The End of History." *Wall Street Journal* [New York] 20 Oct. 1994. *Jstor*. Web. 20 Feb. 2014.

Cheney wrote this article about the National Standards for U.S. History and sent it to the Wall Street Journal. This is the article that set off the controversy about the Standards. I connected this incident to the Enola Gay controversy through the 1994-midterm elections. I used a quote from this article on the politicization of



F. 2-Dimensional Display

The 2-Dimensional Display (2-D Display) is a scaled-down version of the exhibit category. This entry category is available only to participants in the Elementary Division (grades 4 and 5) as an introduction to NHD. This California-only category is not included at the National History Day contest. A 2-D Display provides the opportunity to demonstrate your understanding of the topic and theme, effectively use a combination of quotations and your own words to share the context, your thesis statement and evidence that supports it, and the significance of your topic in history. You will also use images of all kinds (e.g., photos, maps, art images, etc.) and meaningful captions and labels to tell your story and guide the viewer through your display. Each 2-D display includes a process paper and annotated bibliography.

Part III, Rules for all Categories (pages 11-14), applies to 2-Dimensional Displays. However, Rule 15 and Rule 16 are modified. See F4 and F6


F1	Size Requirements	<ul style="list-style-type: none">■ Your 2-D Display will be no larger than 30" x 40" in size.■ It may be oriented either as portrait or landscape.
F2	Construction	<ul style="list-style-type: none">■ Your project must be flat. It will contain no protruding elements.■ The display backing may be cardboard, mat board, poster board, foam board, or other flat material. You may attach flat paper items such as written materials, decorative paper, images, labels, etc. to your display backing. However, you may not raise these materials by mounting them on any material that causes them to protrude – they must lie flat on your backing.■ Do not use ribbon, buttons, textured paper or other materials that result in a raised or textured surface.
F3	Word Limit	<ul style="list-style-type: none">■ A 350-word limit applies to all student-composed text that appears on, or as part of, an 2-D Display entry. This includes the text that you write for titles, subtitles, captions, graphs, timelines where you use your own words. See figure 5 (pg. 20).■ Brief factual credits of the sources of illustrations or quotations included on the 2-D Display do not count toward the 350-word limit. A date (January 1, 1903) counts as one word. See Figure 5.
F4	Process Paper	<ul style="list-style-type: none">■ Rule 15 (page 13) applies to 2-D Display, with the following modification:<ul style="list-style-type: none">▪ Students may use a template provided by NHD-CA which can be downloaded from: www.nhdca.org/#!2-dimensional-display/ctob



F5	Crediting Sources	<ul style="list-style-type: none">■ All quotes from written sources must be credited on the display and fully cited in the bibliography.■ All visual sources (e.g., photographs, paintings, charts, and graphs, etc.) must be credited on the display and fully cited in the Bibliography.■ Brief, factual credits do not count toward the word total. See figure 6, (pg. 20) for an example of the difference between a credit and a caption.
F6	Annotated Bibliography	<ul style="list-style-type: none">■ Rule 16 (page 13), applies to 2-D Display, with the following modification:<ul style="list-style-type: none">▪ Students in the 2-D Display category are only required to annotate <u>five</u> of their sources.
F7	Required Written Materials	<ul style="list-style-type: none">■ Consult the <i>NHD-CA Contest Guide</i> located under the “Contests” tab at www.nhdca.org for more information about required written materials for this category. Check with your county coordinator for entry procedures for your local competition. Refer to Part III, Rules 16-18, for citation and style information.

2-DIMENSIONAL DISPLAY CHECKLIST

- ☐ Researched and developed by Elementary Division (4th & 5th Grade) participant(s) only
- ☐ No larger than 30" x 40" in size
- ☐ Flat
- ☐ 350 or less student-composed words
- ☐ Written materials stapled in top left corner:
 - ☐ Title page with ONLY: entry title, names(s), Elementary Division, category (Individual or Group 2-D Display), student composed number of words, and process paper number of words.
 - ☐ Process paper no longer than 500 words.
 - ☐ Annotated bibliography separated into primary and secondary source sections.
 - ☐ Minimum of five sources are annotated.
- ☐ Sources of quotations and illustrations, etc. are credited with brief citations on the project.
- ☐ Shows interpretation and analysis
- ☐ Places topic in historical context and is historically accurate
- ☐ Demonstrates wide research and use of primary sources
- ☐ Project reflects balanced research (multiple perspectives on the topic)
- ☐ Shows the connection between the topic and the theme
- ☐ Explains why the topic is significant in history
- ☐ Follows copyright laws





★ V. How Will Your Entry Be Judged?

NHD's goal is to provide you with a high-quality, educational experience—whether or not you win a prize. The judges' evaluations are part of the learning and skill-building process of NHD. The judges' evaluations help you to improve skills and provide positive feedback for the hard work you have put into producing your project. The judges' comments also can provide you with ideas for revisions and enhancements as you move from one contest level to the next. Remember, regardless of how your entry is ranked, by participating in NHD you will benefit from the experience. You will gain research, thinking, and presentation skills that will last your entire life. You will become an expert on a topic of interest to you and to others. You will learn to manage your time and acquire poise and self-confidence.

WHO ARE THE JUDGES?

Historians, educators, and others interested in history and education serve as judges at each level of the NHD competition. Contest coordinators work very hard to ensure a quality judging experience.

HOW DOES THE EVALUATION PROCESS WORK?

At official NHD contests, each division and category (e.g., Junior Group Exhibit, Senior Paper, etc.) usually is judged as a whole by a panel of judges. Time constraints due to the number of entries often require entries in some categories to be divided among several teams of judges. Finals then become necessary. In such cases,

the entries judged best by each team of initial judges are re-evaluated by a new team of judges to determine the winning entries in the category. The number of entries in finals and procedures for judging vary by contest and category and are within the discretion of the contest officials.

CONSENSUS JUDGING

Judges will not assign a numerical score to each entry; rather, they will rank the entries in their group. Judges are required to consult with each other in determining individual rankings. Judges are encouraged to review the results of their category to assure accuracy in the evaluation process.

THE SUBJECTIVE NATURE OF JUDGING

Judges must evaluate certain aspects of your entry that are objective (e.g., were primary sources used; is the written material grammatically correct and accurately spelled, etc.). But judges also must evaluate interpretive aspects of your entry that are qualitative in nature (e.g., analysis and conclusions about the historical data, etc.). Historians often reach different opinions about the significance of the same data. It is therefore crucial for you to base your interpretations and conclusions on solid research. Judges will check to determine whether you used available primary sources and whether you were careful to examine all sides of an issue and present a balanced account of your research and presentation. Your process paper and annotated bibliography are critical to this process.



THE DECISION OF JUDGES IS FINAL

You, your parents, and your teachers should realize that inadvertent inequities may occur in judging and that contest officials do want to be informed of any problems. If you have a concern, ask your teacher about the correct process to follow in notifying officials. The decision of the judges is final.

EVALUATION CRITERIA

- Historical Quality (60%)
- Relation to Theme (20%)
- Clarity of Presentation (20%)

Historical Quality (60%)

The most important aspect of your entry is its historical quality. You should ask yourself the following questions to help you focus on your historical analysis.

- Is my entry historically accurate?
- Does my entry provide analysis and interpretation of the historical data rather than just a description?
- Does my entry demonstrate an understanding of historical context?
- Does my annotated bibliography demonstrate wide research?
- Does my entry demonstrate a balanced presentation of materials?
- Does my entry demonstrate use of available primary sources?

Relation to Theme (20%)

Your entry must explain clearly the relation of your topic to the annual NHD theme. You should ask yourself the following questions to help focus your topic on the theme and its significance.

- How does my topic relate to the theme?
- Why is my topic important?
- How is my topic significant in history and in relation to the NHD theme?
- How did my topic influence history?
- How did the events and atmosphere (social, economic, political, and cultural aspects of my topic's time period) influence my topic in history?

Clarity of Presentation (20%)

Although historical quality is most important, your entry must be presented in an effective manner. You should ask yourself the following questions to help you focus on your presentation.

- Is my entry original, creative, and imaginative in subject and presentation?
- Is my written material clear, grammatically correct, and accurately spelled?
- Is my entry well-organized?
- Do I display stage presence in a performance?
- Is my visual material presented clearly?

RULE COMPLIANCE

Rule infractions occur when you violate any of the rules stated in this Contest Rule Book. Infractions are not grounds for disqualification, but judges will take any rule infractions into consideration in their final rankings. Failure to comply with the rules will count against your entry. Any rule infractions should be corrected before a winning entry competes in the next level of competition.

A project may be disqualified from the contest on three grounds:



1. Plagiarizing all or part of the NHD project. Please note that failing to give proper credit is plagiarism.
2. Reusing, individually or as a group, a project (or research from a project from a previous year, or entering a project in multiple contests or entry categories within a contest year).
3. Tampering with any part of the project of another student.

★ For Further Information

Local County Level

A list of County History Day Coordinators and their contact information can be found under the Coordinators tab at www.nhdca.org.

National History Day-California

Mailing Address

National History Day- California
Sacramento County Office of Education (SCOE)
P.O. Box 269003
Sacramento, CA 95826-9003

State Coordinators

Craig Irish
Sacramento County Office of Education
(916) 228-2660
cirish@scoe.net

Whitney Olson
History Education Project
(707) 849-3503
whitneyolson62@gmail.com

Web: www.nhdca.org

National History Day

Web: www.nhd.org





EVALUATION

JUDGING CRITERIA

(Judging Criteria are explained in the *Rule Book*)

		Superior	Excellent	Good	Needs Improvement
60% Historical Quality	Entry is historically accurate <ul style="list-style-type: none"> • Uses data correctly 				
	Shows analysis and interpretation <ul style="list-style-type: none"> • Presents an argument • Goes beyond retelling 				
	Places topic in historical context				
	Shows wide research <ul style="list-style-type: none"> • Uses various types of sources 				
	Uses available primary sources appropriate to topic				
	Research is balanced <ul style="list-style-type: none"> • Includes multiple perspectives 				

20% Relation to Theme	Clearly relates topic to NHD theme						
	Demonstrates historical significance of topic and draws conclusions						

20% Clarity of Presentation	<ul style="list-style-type: none"> ▪ Creative, and original presentation of topic 						
	<ul style="list-style-type: none"> ▪ Clear, original, and appropriate written materials 						
	<ul style="list-style-type: none"> ▪ Visual impact 						
	<ul style="list-style-type: none"> ▪ Effective use of images (maps, photos, etc.) 						

COMMENTS:

Strengths / Areas for Improvement

Please comment on all 3 areas: Historical Quality, Theme, and Presentation

Rules Compliance	Maintains size requirement (40" x 30")	<input type="checkbox"/> Yes <input type="checkbox"/> No	Total word counts of 2-D display and process paper are included on title page	<input type="checkbox"/> Yes <input type="checkbox"/> No
	Does not exceed 350 student-composed words	<input type="checkbox"/> Yes <input type="checkbox"/> No	Entry is completely flat - no protruding elements	<input type="checkbox"/> Yes <input type="checkbox"/> No
	Includes a process paper and a bibliography (5 annotations required)	<input type="checkbox"/> Yes <input type="checkbox"/> No		



EVALUATION

JUDGING CRITERIA

(Judging Criteria are explained in the *Rule Book*)

	Superior	Excellent	Good	Needs Improvement
60%				
Entry is historically accurate				
• Uses data correctly				
Shows analysis and interpretation				
• Presents an argument				
• Goes beyond retelling				
Places topic in historical context				
Shows wide research				
• Uses various types of sources				
Uses available primary sources appropriate to topic				
Research is balanced				
• Includes multiple perspectives				

COMMENTS:

Strengths / Areas for Improvement

Please comment on all 3 areas: Historical Quality, Theme, and Presentation

60%

Historical Quality

20%

Relation to Theme

20%

Clarity of Presentation

Rules Compliance

Entry is historically accurate

- Uses data correctly

Shows analysis and interpretation

- Presents an argument
- Goes beyond retelling

Places topic in historical context

Shows wide research

- Uses various types of sources

Uses available primary sources appropriate to topic

Research is balanced

- Includes multiple perspectives

Clearly relates topic to NHD theme

Demonstrates historical significance of topic and draws conclusions

Historical Paper is:

- Original
- Organized
- Clearly written
- Well presented
- Appropriate

Grammar and spelling are correctly used throughout the paper.

Maintains length requirement (1,500-2,500 words, includes student-composed words and quotes)

☐ Yes ☐ No

Word count is included on title page

☐ Yes ☐ No

Includes annotated bibliography

☐ Yes ☐ No

Includes citations (footnotes, endnotes or internal documentation)

☐ Yes ☐ No



EVALUATION

JUDGING CRITERIA

(Judging Criteria are explained in the *Rule Book*)

		Superior	Excellent	Good	Needs Improvement
60% Historical Quality	Entry is historically accurate • Uses data correctly				
	Shows analysis and interpretation • Presents an argument • Goes beyond retelling				
	Places topic in historical context				
	Shows wide research • Uses various types of sources				
	Uses available primary sources appropriate to topic				
	Research is balanced • Includes multiple perspectives				
20% Relation to Theme	Clearly relates topic to NHD theme				
	Demonstrates historical significance of topic and draws conclusions				
20% Clarity of Presentation	Presentation and written material are: • Original • Organized • Clear • Articulate • Appropriate				
	Documentary is organized and visual impact is appropriate to the topic				

COMMENTS:

Strengths / Areas for Improvement

Please comment on all 3 areas: Historical Quality, Theme, and Presentation

Rules Compliance	Entry does not exceed 10 minutes	<input type="checkbox"/> Yes <input type="checkbox"/> No	Total word count of process paper is included on title page	<input type="checkbox"/> Yes <input type="checkbox"/> No
	Includes annotated bibliography and process paper	<input type="checkbox"/> Yes <input type="checkbox"/> No	Acknowledgements and brief credits included at the end of the documentary	<input type="checkbox"/> Yes <input type="checkbox"/> No



EVALUATION

JUDGING CRITERIA

(Judging Criteria are explained in the *Rule Book*)

		Superior	Excellent	Good	Needs Improvement
60% Historical Quality	Entry is historically accurate • Uses data correctly				
	Shows analysis and interpretation • Presents an argument • Goes beyond retelling				
	Places topic in historical context				
	Shows wide research • Uses various types of sources				
	Uses available primary sources appropriate to topic				
	Research is balanced • Includes multiple perspectives				
20% Relation to Theme	Clearly relates topic to NHD theme				
	Demonstrates historical significance of topic and draws conclusions				
20% Clarity of Presentation	Exhibit and written material are: • Original • Clear • Appropriate • Organized • Articulate				
	Exhibit is organized and has visual impact • Correctly uses maps, photos, etc.				

COMMENTS:

Strengths / Areas for Improvement

Please comment on all 3 areas: Historical Quality, Theme, and Presentation

Rules Compliance	Meets size requirement (40" x 30" x 72"); if circular or rotating must be no more than 30" in diameter)	<input type="checkbox"/> Yes <input type="checkbox"/> No	Includes annotated bibliography and process paper	<input type="checkbox"/> Yes <input type="checkbox"/> No
	Media device(s) maintain time limit (3 minutes)	<input type="checkbox"/> Yes <input type="checkbox"/> No	Total word counts of exhibit and process paper are included on title page	<input type="checkbox"/> Yes <input type="checkbox"/> No
	500 student composed words or less	<input type="checkbox"/> Yes <input type="checkbox"/> No	All visual sources and all quotes from written sources are credited on the exhibit	<input type="checkbox"/> Yes <input type="checkbox"/> No



PERFORMANCE

EVALUATION

JUDGING CRITERIA

(Judging Criteria are explained in the *Rule Book*)

		Superior	Excellent	Good	Needs Improvement
60% Historical Quality	Entry is historically accurate <ul style="list-style-type: none"> Uses data correctly 				
	Shows analysis and interpretation <ul style="list-style-type: none"> Presents an argument Goes beyond retelling 				
	Places topic in historical context				
	Shows wide research <ul style="list-style-type: none"> Uses various types of sources 				
	Uses available primary sources appropriate to topic				
	Research is balanced <ul style="list-style-type: none"> Includes multiple perspectives 				
20% Relation to Theme	Clearly relates topic to NHD theme				
	Demonstrates historical significance of topic and draws conclusions				
20% Clarity of Presentation	Presentation and written material are: <ul style="list-style-type: none"> Original Organized Clear Articulate Appropriate 				
	Performers show good stage presence				
	Props and costumes are historically accurate				

COMMENTS:

Strengths / Areas for Improvement

Please comment on all 3 areas: Historical Quality, Theme, and Presentation

Rules Compliance	Entry is not more than 10 minutes long	<input type="checkbox"/> Yes <input type="checkbox"/> No	Total word count of process paper is included on title page	<input type="checkbox"/> Yes <input type="checkbox"/> No
	Includes annotated bibliography and process paper	<input type="checkbox"/> Yes <input type="checkbox"/> No	All equipment is student-run	<input type="checkbox"/> Yes <input type="checkbox"/> No



EVALUATION

JUDGING CRITERIA

(Judging Criteria are explained in the *Rule Book*)

		Superior	Excellent	Good	Needs Improvement
60% Historical Quality	Entry is historically accurate • Uses data correctly				
	Shows analysis and interpretation • Presents an argument • Goes beyond retelling				
	Places topic in historical context				
	Shows wide research • Uses various types of sources				
	Uses available primary sources appropriate to topic				
	Research is balanced • Includes multiple perspectives				
20% Relation to Theme	Clearly relates topic to NHD theme				
	Demonstrates historical significance of topic and draws conclusions				
20% Clarity of Presentation	Website and written material are: • Original • Organized • Clear • Articulate • Appropriate				
	Web site has visual impact, uses multi-media effectively, and actively involves the viewer				

COMMENTS:

Strengths / Areas for Improvement

Please comment on all 3 areas: Historical Quality, Theme, and Presentation

Rules Compliance	1,200 student-composed words or less	<input type="checkbox"/> Yes <input type="checkbox"/> No	Includes annotated bibliography and process paper within the website	<input type="checkbox"/> Yes <input type="checkbox"/> No
	Website size is 100MB or less	<input type="checkbox"/> Yes <input type="checkbox"/> No	Total word counts of website and process paper are included on homepage	<input type="checkbox"/> Yes <input type="checkbox"/> No
	Combined length of all media clips does not exceed 4 minutes	<input type="checkbox"/> Yes <input type="checkbox"/> No	All visual sources and quotes from written sources are credited within the website	<input type="checkbox"/> Yes <input type="checkbox"/> No